

**15th International Congress of Therapeutic Drug Monitoring
& Clinical Toxicology**
24 - 28 September 2017, Kyoto, Japan

Final Report

IATDMCT Congress 2017

Kyoto International Conference Center – Kyoto, Japan

Chair

Professor Yusuke Tanigawara, Ph.D.



Table of contents

| | |
|--|----|
| Participants | 2 |
| Registration Fees of IATDMCT Congress 2017 | 4 |
| General Abstracts | 7 |
| Scientific Program | 9 |
| Social Program | 12 |
| Japanese Cultural Program | 13 |
| Summary survey participants satisfaction | 14 |
| Summary survey sponsors satisfaction | 25 |
| Sponsors | 33 |
| Local Organizing Committee | 35 |

Web page of the Congress archives

<http://www.iatdmct2017.jp>



Participants

| | Fee | Number | Subtotal |
|---|--|--------|-------------|
| CONGRESS REGISTRATION | Total number of participants: 594 | | |
| Early Bird Registration | ¥25,710,000 | | |
| Member | ¥60,000 | 207 | ¥12,420,000 |
| Non-member | ¥80,000 | 99 | ¥7,920,000 |
| Young Scientist /Junior Member/Student | ¥30,000 | 179 | ¥5,370,000 |
| Advanced Registration | ¥3,060,000 | | |
| Member | ¥70,000 | 12 | ¥840,000 |
| Non-member | ¥90,000 | 11 | ¥990,000 |
| Young Scientist /Junior Member/Student | ¥35,000 | 12 | ¥420,000 |
| Single Day Member | ¥35,000 | 9 | ¥315,000 |
| Single Day Non-member | ¥45,000 | 11 | ¥495,000 |
| On-site Registration | ¥600,000 | | |
| Member | ¥80,000 | 1 | ¥80,000 |
| Non-Member | ¥100,000 | 2 | ¥200,000 |
| Young Scientist /Junior Member/Student | ¥40,000 | 1 | ¥40,000 |
| Single Day Member | ¥40,000 | 2 | ¥80,000 |
| Single Day Non-member | ¥50,000 | 4 | ¥200,000 |
| Free of charge | ¥0 | 44 | ¥0 |
| Cancellation charge | ¥415,000 | | |
| Additional Tickets | ¥2,315,500 | | |
| Roundtable Fees | ¥1,000 | 130 | ¥130,000 |
| Congress Dinner | ¥8,000 | 216 | ¥1,728,000 |
| Social Event Tickets(Welcome Reception) | ¥2,500 | 30 | ¥75,000 |
| Social Event Tickets(Wine & Cheese Reception) | ¥2,500 | 23 | ¥57,500 |
| Social Event Tickets(Japanese Cultural Program) | ¥2,000 | 29 | ¥58,000 |
| YS Night Out Fees | ¥3,000 | 89 | ¥267,000 |
| Post-Congress Meeting Registration | Total number of participants: 116 | | |
| Early Bird Registration | ¥561,000 | | |
| Member | ¥6,000 | 48 | ¥288,000 |
| Non-member | ¥15,000 | 7 | ¥105,000 |
| Young Scientist /Junior Member/Student | ¥4,000 | 42 | ¥168,000 |
| Advanced Registration | ¥145,000 | | |
| Member | ¥8,000 | 5 | ¥40,000 |
| Non-member | ¥20,000 | 4 | ¥80,000 |
| Young Scientist /Junior Member/Student | ¥5,000 | 5 | ¥25,000 |
| On-site Registration | ¥60,000 | | |
| Member | ¥10,000 | 3 | ¥30,000 |
| Non-member | ¥30,000 | 1 | ¥30,000 |
| Young Scientist /Junior Member/Student | ¥6,000 | 0 | ¥0 |
| Free of charge | ¥0 | 1 | ¥0 |
| TOTAL REGISTRATION INCOME | ¥32,866,500 | | |

| | |
|---|------------|
| Registered Participants to the Main-congress | 594 |
| Sponsor benefit tickets for the Main-congress | 115 |
| Total Number of Participants to the Main-congress | 709 |
| Registered Participants to the Post-congress | 116 |

| | |
|--|------------|
| TOTAL NUMBER OF PARTICIPANTS (MAIN and POST CONGRESSES) | 825 |
|--|------------|

| REGISTERED PARTICIPANTS TO THE MAIN CONGRESS PER COUNTRY | | | |
|---|-----|----------------------|------------|
| Japan | 244 | Thailand | 5 |
| China | 68 | Argentina | 4 |
| The Netherlands | 43 | Singapore | 4 |
| USA | 42 | Croatia | 3 |
| Germany | 17 | Denmark | 3 |
| Sweden | 16 | Mexico | 3 |
| Australia | 15 | United Arab Emirates | 3 |
| Chinese Taiwan | 14 | Brazil | 2 |
| Belgium | 12 | Bulgaria | 2 |
| Korea | 12 | Malaysia | 2 |
| Norway | 12 | Poland | 2 |
| India | 11 | Hong Kong | 1 |
| Czech Republic | 10 | Lebanon | 1 |
| France | 10 | New Zealand | 1 |
| Canada | 8 | Romania | 1 |
| United Kingdom | 8 | South Africa | 1 |
| Italy | 6 | Switzerland | 1 |
| Spain | 6 | Uzbekistan | 1 |
| Total | | | 594 |

| PARTICIPANTS PER REGION | |
|--------------------------------|-----|
| Japan | 244 |
| Europe | 153 |
| Asia except Japan | 117 |
| North America | 50 |
| Oceania | 16 |
| Latin America | 9 |
| Africa | 4 |
| Middle East | 1 |

➤ **First timers: 324 (55% of total registration)**

➤ **Membership**

- **Regular members: 231 (39%)**
- **Young/Junior members: 169 (28%)**
- **Non-members: 143 (24%)**
- **Full-time students: 51 (9%)**

Registration Fees of IATDMCT Congress 2017

Congress Registration Fee (Currency: Japanese Yen (JPY))

| Category | IATDMCT/JSTDM regular member | IATDMCT/JSTDM Young Scientist / Junior member*1 | Student*2 | Non-member*3 |
|-------------------------|------------------------------|---|-----------|--------------|
| Early Bird Registration | JPY60,000 | JPY30,000 | JPY30,000 | JPY80,000 |
| Advanced Registration | JPY70,000 | JPY35,000 | JPY35,000 | JPY90,000 |
| On-site Registration | JPY80,000 | JPY40,000 | JPY40,000 | JPY100,000 |

*1 For registration as Young Scientists member (31-40 years of age) or Junior member (30 years of age and under), participant must be registered as a Young Scientist member or Junior member of IATDMCT or JSTDM. Young Scientist/Junior Member registration includes the same activity as the regular registration.

*2 Student must be full time of under graduate or post graduate student, and need to submit additional 2 documents at the time of online registration as described below. So please prepare them before registration.

- 1) Student ID card with a photo.
- 2) Student registration certificate issued by the university written in English.

Student presentation grant (presenters only):

Students who wish to apply for the student presentation grant must meet the following requirements.

- 1) The applicant must be student and submit an abstract as presenter.
- 2) The applicant has to apply at the time of online registration.
- 3) The applicant has to complete payment of the registration fee by the deadline.

Grant awardees will be decided by the judgement of local organizing committee within the limited budget.

The awardees are waived to pay for registration fee.

The Registration office will refund the registration fee to the awardees of this grant.

*3 Non-members are welcome to register for the Congress.

If you are in the process of membership application for IATDMCT or JSTDM, you can register as a 'member'. In this case please select 'member' category on the registration form for your registration type.

Non-members are highly recommended to join the IATDMCT or JSTDM at the same time of early bird or advanced registration. Annual membership fee of the IATDMCT is USD 120, and reduced membership fees are available for Young Scientists (31-40 years of age) and Junior Members (30 years of age and under).

Congress Registration fee includes:

Sunday Welcome Reception, Monday Wine & Cheese Reception, Lunch Monday, Tuesday, and Wednesday, morning and afternoon refreshment breaks, access to all symposia, industry workshops.

Single Day Congress Registration Fee (Currency: Japanese Yen (JPY))

| Category | IATDMCT/JSTDM member | Non-member |
|-----------------------|----------------------|------------|
| Advanced Registration | JPY35,000 | JPY45,000 |
| On-site Registration | JPY40,000 | JPY50,000 |

*No Single Day registration fee category for "Young Scientists/Junior member" and Student.

Single Day Congress Registration fee includes:

Morning and afternoon refreshment breaks, Lunch, access to all symposia, industry workshops, only on the single day registered. Only one day may be attended at this rate - attendance on multiple days requires full registration.

Post-Congress Meeting Registration Fee (Currency: Japanese Yen (JPY))

| Category | IATDMCT / Affiliate member* | Young Scientists/Junior member/Student | Non-member |
|-------------------------|-----------------------------|--|------------|
| Early Bird Registration | JPY6,000 | JPY4,000 | JPY15,000 |
| Advanced Registration | JPY8,000 | JPY5,000 | JPY20,000 |
| On-site Registration | JPY10,000 | JPY6,000 | JPY30,000 |

Post-Congress Meeting Registration Fee includes:

Lunch Thursday, morning and afternoon refreshment breaks, access to all sessions during the Post-Congress Meeting.

Congress Dinner (Currency: Japanese Yen (JPY))

| Category | Per Ticket |
|-------------------------|------------|
| Tuesday Congress Dinner | JPY8,000 |

*NOT included in the congress registration.

Social Event Tickets for accompanying person (Currency: Japanese Yen (JPY))

| Category | Per Ticket |
|--------------------------------|------------|
| Sunday Welcome Reception | JPY2,500 |
| Monday Wine & Cheese Reception | JPY2,500 |
| Tuesday Congress Dinner | JPY8,000 |

*NOT included in the congress registration.

Roundtable Discussion -Meet the Expert- (Currency: Japanese Yen (JPY))

| Category | Per Roundtable | Fixed number |
|-----------------------|----------------|---------------------|
| Roundtable Discussion | JPY1,000 | 8-9 seats per table |

*NOT included in the congress registration.

*Roundtable fee includes light breakfast.

*First-come first-served basis.

Japanese Cultural Program (Currency: Japanese Yen (JPY))

| Category | Per session per person | Fixed number |
|---|------------------------|-----------------------|
| Tea Ceremony for participants from overseas | JPY2,000 | 15 seats X 2 sessions |
| Calligraphy | Free | 20 seats X 1 session |
| Origami | Free | 20 seats X 1 session |

*NOT included in the congress registration.

*First-come first-served basis.

YS Night Out (Currency: Japanese Yen (JPY))

| Category | Per Ticket | Fixed number |
|--------------|------------|--------------|
| YS Night Out | JPY3,000 | 80 seats |

Local Poster Printing Service (Currency: Japanese Yen (JPY))

| Category | Per poster |
|----------|------------|
| 1 poster | JPY10,000 |

*NOT included in the congress registration.

Payment

Payment must be made in **Japanese yen** and can be made by one of the following methods:

- Credit Card (VISA, MasterCard, Diners Club, AMEX or JCB)

- Bank transfer:

Payment Confirmation

After the registration fee is paid by a credit card or bank transfer, a notice of Payment Confirmation will be sent to the registered e-mail address. Please print out the Payment Confirmation e-mail and present at the registration desk to receive the congress materials.

Additional Tickets and Registration Correction

Additional tickets for Post-Congress Meetings, Congress dinner, Social event ticket for accompanying person, Roundtable discussion, Japanese cultural program, YS Night Out and Local poster printing service can be purchased on-line after registration has been completed until deadline.

If there is anything else to be changed or corrected on your registration data, please contact the Registration Office.

Cancellation

If you cancel your participation in the congress, please be sure to notify the Registration Office by e-mail as soon as possible. The following cancellation fee will apply, based on the date when the office receives notification of cancellation. All refunds will be made after the Congress. If the refund is made by bank transfer, bank transfer fee will be deducted from the amount to be paid back.

Cancellation fee for Congress Registration Fee and Single Day Registration Fee

| Written notice of cancellation received: | Cancellation fee |
|--|--|
| Until August 10, 2017 | JPY5,000 plus bank handling charge |
| After August 11, 2017 | 100% of the registration fee (No refund) |

Cancellation fee for Post-Congress Meetings, Congress dinner, Social event ticket for accompanying person, Roundtable discussion, Japanese cultural program, YS Night Out and Local poster printing service

| Written notice of cancellation received: | Cancellation fee |
|--|--|
| Until August 10, 2017 | Bank handling charge |
| After August 11, 2017 | 100% of the registration fee (No refund) |

General Abstracts

Abstract Handling Procedure

| | | |
|---|------------------|---------------------------|
| Abstract Submission Open: | 18 October 2016 | |
| Abstract Submission Deadline: | 28 February 2017 | Extended to 14 March 2017 |
| Presenter Notification: | 30 April 2017 | |
| Late-Breaking Abstract Submission Open: | 1 May 2017 | |
| Late-Breaking Abstract Submission Deadline: | 21 May 2017 | |
| Deadline of Presenter's Registration: | 31 May 2017 | |
| Deadline for Early Bird Registration: | 30 June 2017 | Extended to 31 July 2017 |

Submitted abstracts: 387

Rejected abstracts: 8

Withdrawn abstracts: 28

Presented abstracts: 351

- General oral presentations: 56
- Recruited to symposia: 19
- Poster presentations: 276 (Onsite printing: 19)
- No show posters: 15

Presenter's membership status

- Regular members: 110
- Young/Junior members: 147
- Full-time Student: 41
- Non-members: 53

Categories of presented abstracts

| Category | Oral | Poster | Sum |
|-------------------------------------|-----------|------------|------------|
| Anti-Infective Drugs | 9 | 65 | 74 |
| Oncologic Drugs | 23 | 48 | 71 |
| Immunosuppressive Drugs | 17 | 46 | 63 |
| Central Nervous System Drugs | 7 | 35 | 42 |
| Toxicant, Pesticide, Designer Drugs | 10 | 23 | 33 |
| Cardiovascular Drugs | 3 | 13 | 16 |
| Others | 6 | 46 | 52 |
| Total | 75 | 276 | 351 |

Number of Abstracts per Country

| # | Country | Symposium | Oral | Poster | No show | Total |
|-----------|-----------------|-----------|-----------|------------|-----------|------------|
| 1 | Japan | 2 | 15 | 88 | 1 | 106 |
| 2 | The Netherlands | 3 | 6 | 27 | | 36 |
| 3 | China | 1 | 1 | 17 | 5 | 24 |
| 4 | USA | 3 | 4 | 15 | | 22 |
| 5 | France | 1 | 6 | 13 | 1 | 21 |
| 6 | Sweden | 2 | 2 | 12 | | 16 |
| 7 | Germany | | 4 | 10 | | 14 |
| 7 | India | 1 | 3 | 7 | 3 | 14 |
| 9 | Norway | | 3 | 7 | | 10 |
| 9 | Chinese Taiwan | | | 6 | 4 | 10 |
| 11 | Belgium | 1 | 2 | 6 | | 9 |
| 11 | Spain | 1 | 1 | 7 | | 9 |
| 13 | Czech Republic | 1 | | 7 | | 8 |
| 13 | Italy | | 2 | 5 | 1 | 8 |
| 15 | Brazil | 1 | 1 | 4 | | 6 |
| 16 | Argentina | | 1 | 3 | | 4 |
| 16 | Thailand | | | 4 | | 4 |
| 16 | UK | | 1 | 3 | | 4 |
| 19 | Australia | 1 | | 2 | | 3 |
| 19 | Canada | | | 3 | | 3 |
| 19 | Poland | | 1 | 2 | | 3 |
| 19 | Singapore | | | 3 | | 3 |
| 19 | South Korea | | 1 | 2 | | 3 |
| 24 | Croatia | 1 | 1 | | | 2 |
| 24 | Malaysia | | 1 | 1 | | 2 |
| 24 | Mexico | | | 2 | | 2 |
| 24 | Uzbekistan | | | 2 | | 2 |
| 28 | Bulgaria | | | 1 | | 1 |
| 28 | Denmark | | | 1 | | 1 |
| 28 | UAE | | | 1 | | 1 |
| 30 | Total | 19 | 56 | 261 | 15 | 351 |

Scientific Program

Plenary Lectures: 3

- PL 1. Mass spectrometry for research and clinical implementation of TDM&CT
Hans H. Maurer (Germany)
- PL 2. Why Use TDM and Dashboards for Monoclonal Antibodies? The Promise of Individualized Therapy
Diane Renee Mould (USA)
- PL 3. Circulating cell-free DNA as a new tool for personalized pharmacotherapy
Michael Oellerich (Germany)

Award lectures: 4

- AL 1. Irving Sunshine Award for Outstanding Contributions to Clinical Toxicology
- AL 2. C.E. Pippenger Award for Outstanding Contributions to Therapeutic Drug Monitoring
- AL 3. Victor Armstrong Young Investigators' Award
- AL 4. Patsalos Prize for the best TDM manuscript published in Therapeutic Drug Monitoring

Symposia: 19

- S-1. IATDMCT-JSTDM Joint Symposium: Expansion and Evolution of TDM and CT
- S-2. TDM for the management of cancer therapy
- S-3. Biomarkers and TDM of Immunosuppressive drugs
- S-4. TDM for multi-drug resistant organisms
- S-5. IATDMCT-JSTDM YS Joint Symposium
- S-6. TDM in Asia
- S-7. Herbal Medicines: Toxicity, interactions and interferences in TDM
- S-8. Pharmacometric approach on anti-infective medications
- S-9. Young Scientists Symposium
- S-10. Progress of TDM for hematopoietic stem cell transplantation
- S-11. Drug exposure during pregnancy and lactation
- S-12. TDM for central nervous system drugs
- S-13. Debate session: Generics
- S-14. Dried blood spot analysis: Are we ready for implementation?
- S-15. Applying TDM to HIV and TB therapy
- S-16. TDM of 5-FU
- S-17. Assay and screening for drugs in clinical and forensic toxicology
- S-18. TDM for cardiovascular and endocrine diseases
- S-19. Assessing human exposure to environmental pollutants

Roundtable Discussion -Meet the Expert- : 21

- RT-25-1 Eberhard Wieland (Klinikum Stuttgart, Germany)
Lymphocyte surface molecules as immune activation biomarkers in solid organ transplantation
- RT-25-2 Hartmut Derendorf (University of Florida, USA)
How to write a good article
- RT-25-3 Roger Jelliffe (University of Southern California, USA)
Individualized drug therapy
- RT-25-4 Michael N. Neely (Children's Hospital Los Angeles, USA)
Optimal sampling and dosing for individual patients
- RT-25-5 Philip Patsalos (University College London, UK)
Antiepileptic drug TDM: Current practice and future perspectives
- RT-25-6 Shinya Ito (The Hospital for Sick Children, Canada)
Drug monitoring in pregnancy and lactation
- RT-25-7 Vanessa Steenkamp (University of Pretoria, South Africa)
Assay and screening for drug abuse
- RT-25-8 William Clarke (Johns Hopkins University School of Medicine, USA)
Development and validation of clinical LC-MS assays – Consensus guidelines from CLSI
- RT-26-1 Alexander Vinks (Cincinnati Children's Hospital Medical Center, USA) *Cancelled*
Precision medicine in pediatrics
- RT-26-2 Etienne Chatelut (Institut Universitaire du Cancer de Toulouse, France)
Clinical pharmacology of anticancer agents: benefits and limits of TDM
- RT-26-3 Hans Maurer (Saarland University, Germany)
Clinical or forensic toxicology – What's the difference?
- RT-26-4 Ikumi Tamai (Kanazawa University, Japan)
Systemic effect of hepatic transporter and enzyme interplay
- RT-26-5 Kamisha Johnson-Davis (University of Utah, c/o ARUP Laboratories, USA)
Cannabis
- RT-26-6 Mercè Brunet (Hospital Clínic of Barcelona, Spain)
What we must improve to be able to implement biomarkers that facilitate a personalized immunosuppression?
- RT-26-7 Uwe Christians (University of Colorado, USA)
Therapeutic drug monitoring - A journal of personalized drug therapy
- RT-27-1 Charles Arthur Peloquin (University of Florida, USA)
TDM of anti-tuberculosis treatment
- RT-27-2 Hirotochi Echizen (Meiji Pharmaceutical University, Japan)
Individualization of warfarin dosing
- RT-27-3 Manuela Neuman (University of Toronto, Canada)
Mitochondrial toxicity-liver toxicity
- RT-27-4 Tomasz Pawinski (Medical University of Warsaw, Poland)
Implication of pharmacokinetics of immunosuppressive agents on TDM
- RT-27-5 Tsuyoshi Fukuda and Chie Emoto (Cincinnati Children's Hospital Medical Center, USA)
Improving pediatric dosing through allometric scaling, PopPK and PBPK modeling
- RT-27-6 Tsuyoshi Shiga (Tokyo Women's Medical University, Japan)
Clinical uses of amiodarone
- RT-27-7 Yasutsuna Sasaki (Showa University, Japan)
Clinical trials for anticancer agents


Educational Lectures: 18

- Industrial seminars by sponsor: 17
- Standalone seminar by LOC: 1

YS (Young Scientist) Activities

1. Best Young Scientist Oral Presentation and Best Young Scientist Poster Presentation prizes
2. IATDMCT-JSTDM YS Joint Symposium 2017 (25 September, 15:00~17:00, Room D)
3. Young Scientist Symposium (26 September, 15:00~17:00, Main Hall)
4. YS lunch (26 September, 12:00~13:00, Room Swan), free of charge
5. YS night out (25 September, 19:30~21:30, NINJA KYOTO), fee: 3000 JPY/person

Total number of invited speakers: 69



Social Program

IATDMCT Opening Reception

Sunday, 24 September, 18:00 - 19:30 @ Room Swan, Lounge and Garden

Wine & Cheese Reception (Japanese style)

Monday, 25 September, 17:00 - 18:30 @ Annex Hall

Congress Dinner (and dance)

Tuesday, 26 September, 19:00 - 23:00 @ Grand Prince Hotel Kyoto



Japanese Cultural Program

Tea Ceremony

Monday, 25 September by an English speaking Tea Master, Mr. Randy Channell
Reservation only, fee 2000 JPY/person

Tuesday, 26 and Wednesday 27 September at Annex Hall
Tea Ceremony by Japanese Tea Masters
Open to everyone, free of charge

Calligraphy

Tuesday, 26 September
Reservation only (maximum 20 seats), Free of charge

Origami

Wednesday, 27 September
Reservation only (maximum 20 seats), Free of charge



Summary survey participants satisfaction

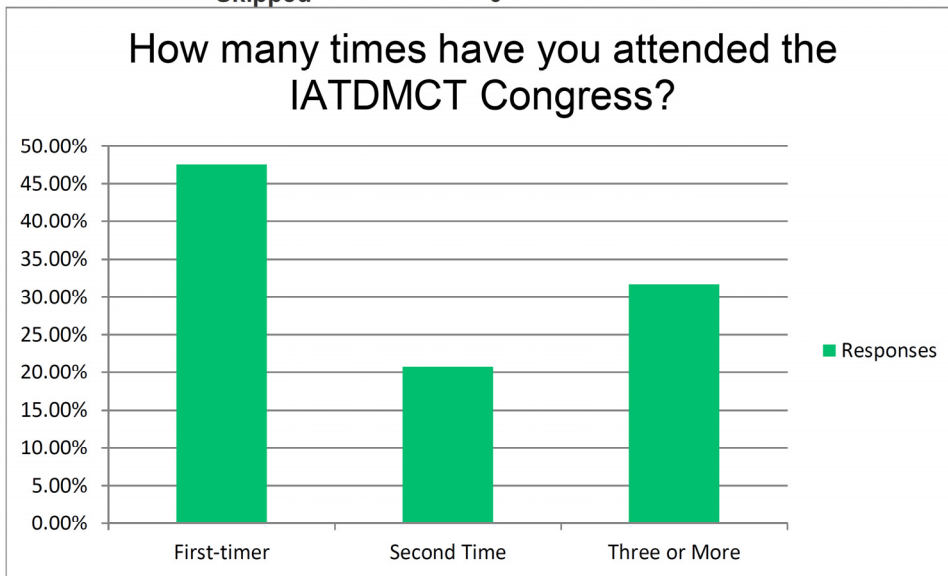
A web-based survey for participants satisfaction after the Congress

Q1

Survey for Participants Satisfaction

How many times have you attended the IATDMCT Congress?

| Answer Choices | Responses | |
|-----------------|-----------|----|
| First-timer | 47.56% | 39 |
| Second Time | 20.73% | 17 |
| Three or More | 31.71% | 26 |
| Answered | 82 | |
| Skipped | 0 | |

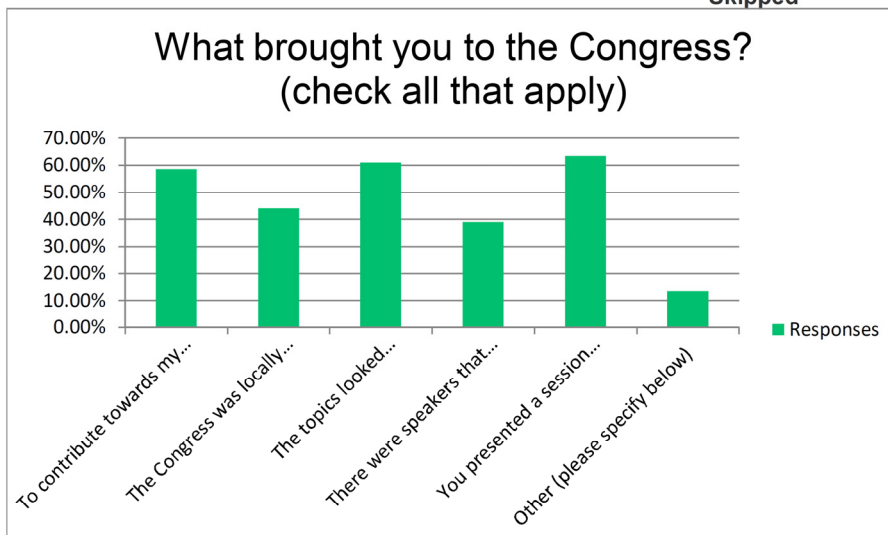


Q2

Survey for Participants Satisfaction

What brought you to the Congress? (check all that apply)

| Answer Choices | Responses | |
|--|-----------|----|
| To contribute towards my professional development requirements | 58.54% | 48 |
| The Congress was locally convenient | 43.90% | 36 |
| The topics looked interesting | 60.98% | 50 |
| There were speakers that you wanted to hear | 39.02% | 32 |
| You presented a session and/or poster | 63.41% | 52 |
| Other (please specify below) | 13.41% | 11 |
| Answered | 82 | |
| Skipped | 0 | |

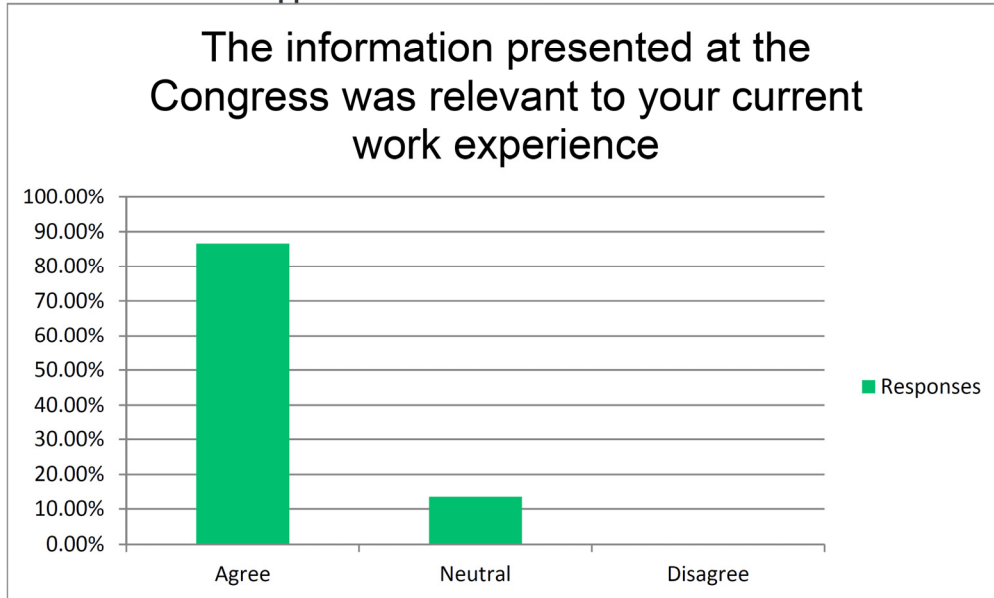


Q3

Survey for Participants Satisfaction

The information presented at the Congress was relevant to your current work experience

| Answer Choices | Responses | |
|-----------------|-----------|-----------|
| Agree | 86.59% | 71 |
| Neutral | 13.41% | 11 |
| Disagree | 0.00% | 0 |
| Answered | | 82 |
| Skipped | | 0 |

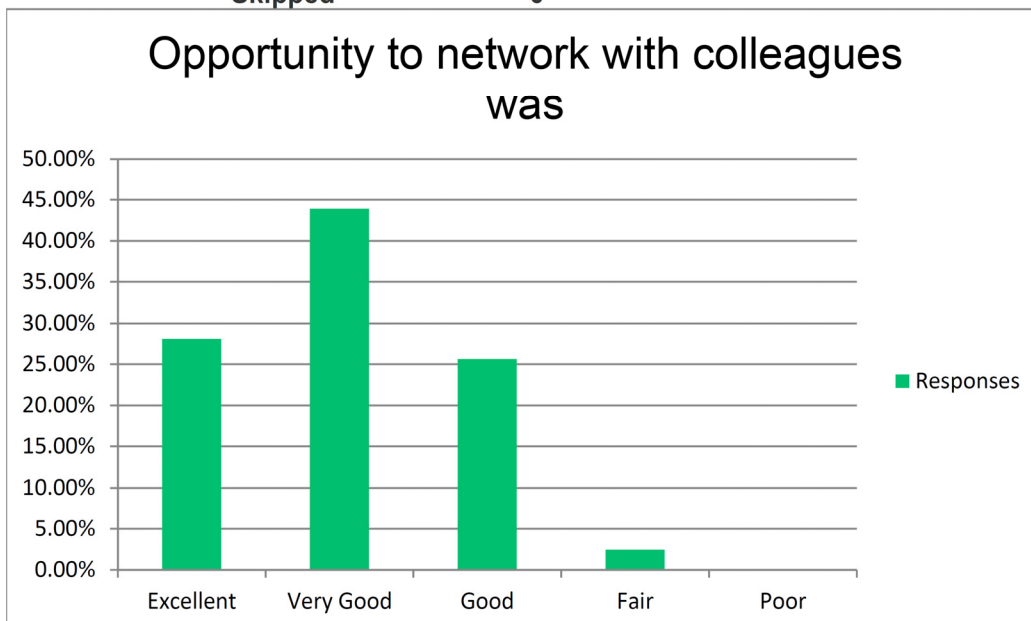


Q4

Survey for Participants Satisfaction

Opportunity to network with colleagues was

| Answer Choices | Responses | |
|-----------------|-----------|-----------|
| Excellent | 28.05% | 23 |
| Very Good | 43.90% | 36 |
| Good | 25.61% | 21 |
| Fair | 2.44% | 2 |
| Poor | 0.00% | 0 |
| Answered | | 82 |
| Skipped | | 0 |

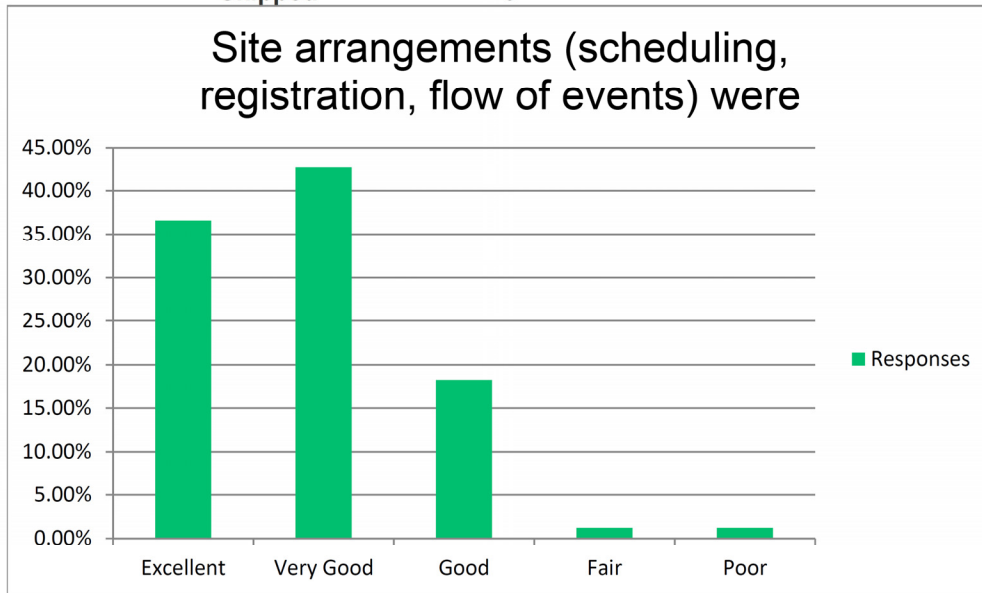


Q5

Survey for Participants Satisfaction

Site arrangements (scheduling, registration, flow of events) were

| Answer Choices | Responses | |
|-----------------|-----------|----|
| Excellent | 36.59% | 30 |
| Very Good | 42.68% | 35 |
| Good | 18.29% | 15 |
| Fair | 1.22% | 1 |
| Poor | 1.22% | 1 |
| Answered | 82 | |
| Skipped | 0 | |

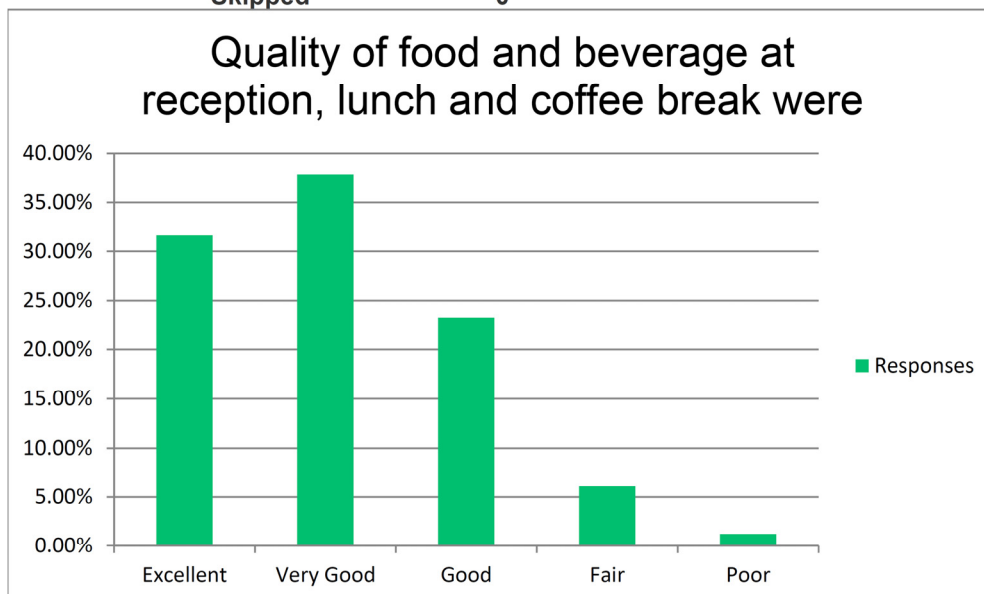


Q6

Survey for Participants Satisfaction

Quality of food and beverage at reception, lunch and coffee break were

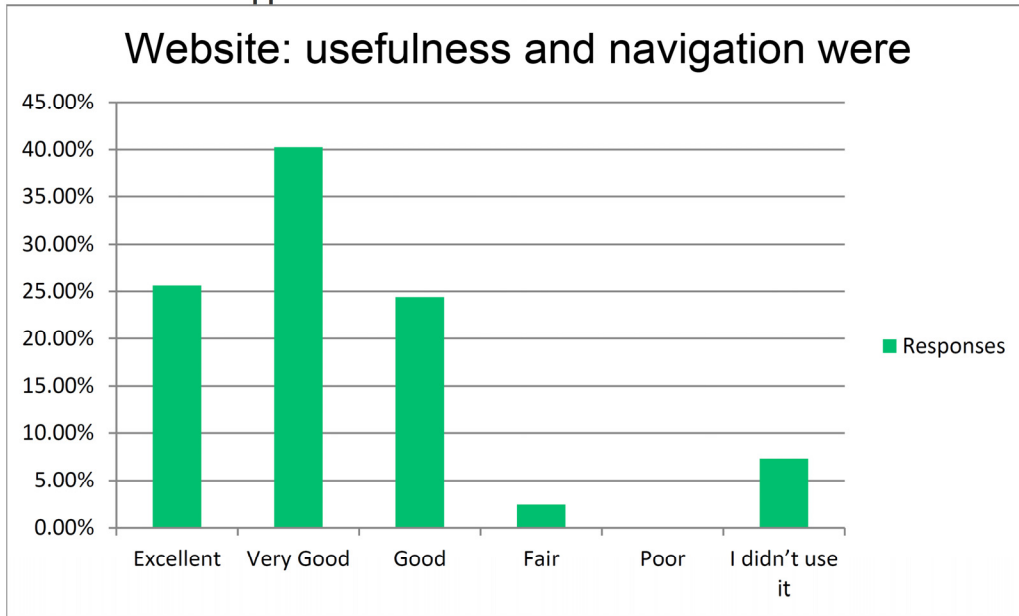
| Answer Choices | Responses | |
|-----------------|-----------|----|
| Excellent | 31.71% | 26 |
| Very Good | 37.80% | 31 |
| Good | 23.17% | 19 |
| Fair | 6.10% | 5 |
| Poor | 1.22% | 1 |
| Answered | 82 | |
| Skipped | 0 | |



Q7

Survey for Participants Satisfaction
Website: usefulness and navigation were

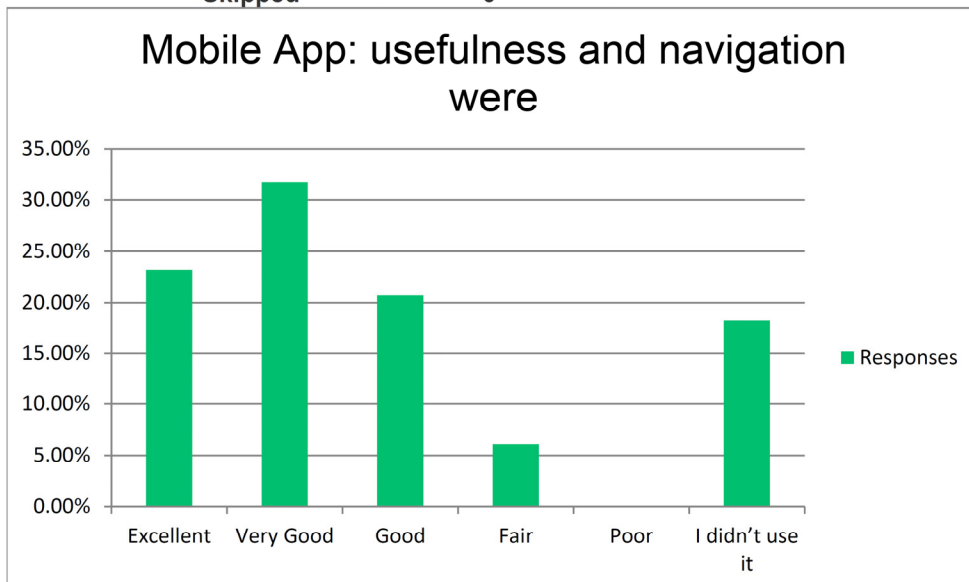
| Answer Choices | Responses | |
|-----------------|-----------|-----------|
| Excellent | 25.61% | 21 |
| Very Good | 40.24% | 33 |
| Good | 24.39% | 20 |
| Fair | 2.44% | 2 |
| Poor | 0.00% | 0 |
| I didn't use it | 7.32% | 6 |
| Answered | | 82 |
| Skipped | | 0 |



Q8

Survey for Participants Satisfaction
Mobile App: usefulness and navigation were

| Answer Choices | Responses | |
|-----------------|-----------|-----------|
| Excellent | 23.17% | 19 |
| Very Good | 31.71% | 26 |
| Good | 20.73% | 17 |
| Fair | 6.10% | 5 |
| Poor | 0.00% | 0 |
| I didn't use it | 18.29% | 15 |
| Answered | | 82 |
| Skipped | | 0 |

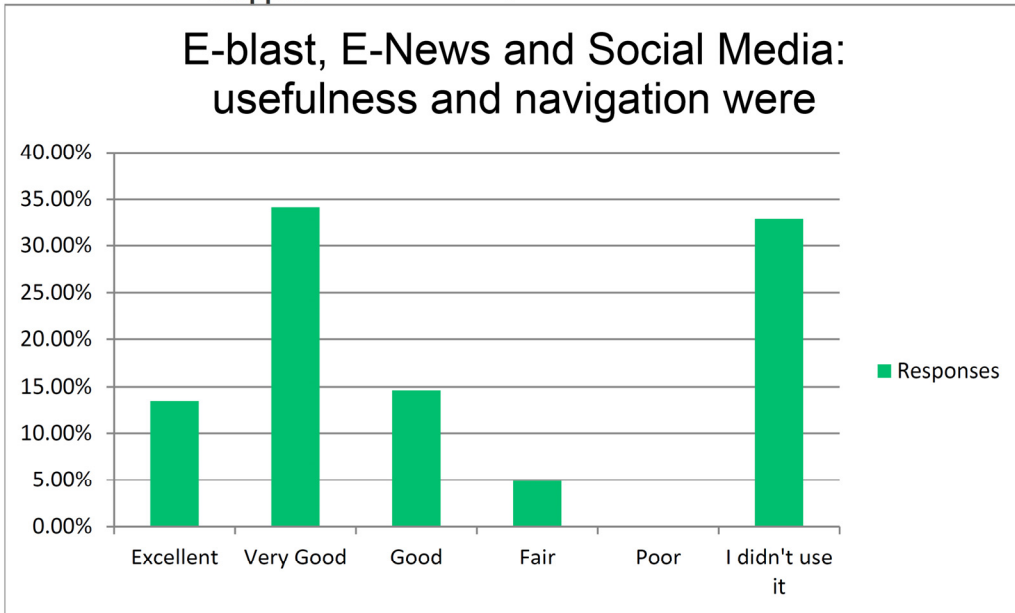


Q9

Survey for Participants Satisfaction

E-blast, E-News and Social Media: usefulness and navigation were

| Answer Choices | Responses | |
|-----------------|-----------|-----------|
| Excellent | 13.41% | 11 |
| Very Good | 34.15% | 28 |
| Good | 14.63% | 12 |
| Fair | 4.88% | 4 |
| Poor | 0.00% | 0 |
| I didn't use it | 32.93% | 27 |
| Answered | | 82 |
| Skipped | | 0 |



Q10

Survey for Participants Satisfaction

Registration fee was

| Answer Choices | Responses | |
|-----------------|-----------|-----------|
| Inexpensive | 2.44% | 2 |
| Reasonable | 67.07% | 55 |
| Expensive | 30.49% | 25 |
| Answered | | 82 |
| Skipped | | 0 |

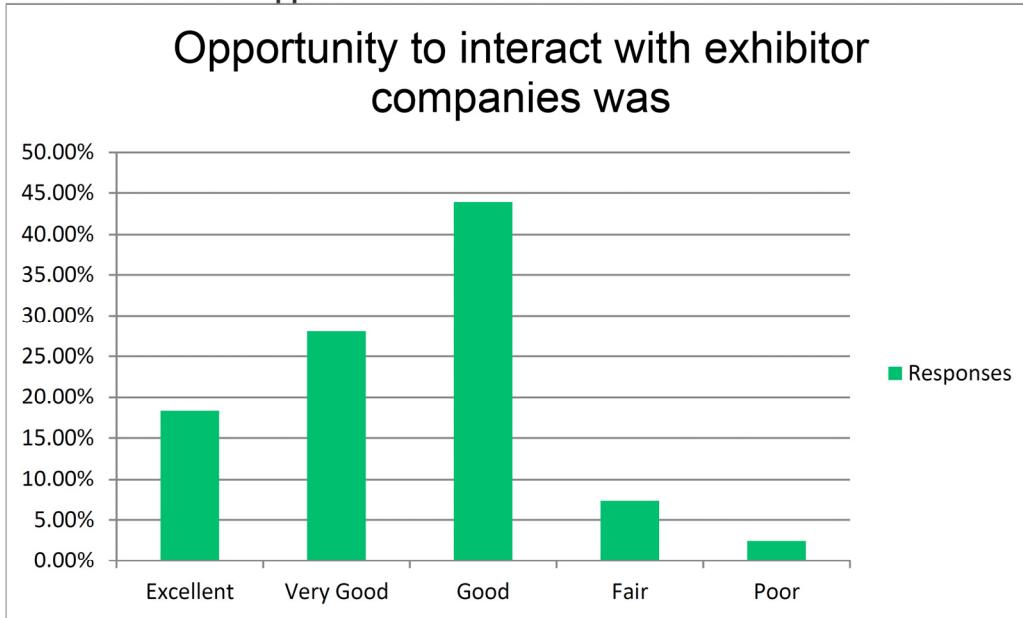


Q11

Survey for Participants Satisfaction

Opportunity to interact with exhibitor companies was

| Answer Choices | Responses | |
|-----------------|-----------|-----------|
| Excellent | 18.29% | 15 |
| Very Good | 28.05% | 23 |
| Good | 43.90% | 36 |
| Fair | 7.32% | 6 |
| Poor | 2.44% | 2 |
| Answered | | 82 |
| Skipped | | 0 |

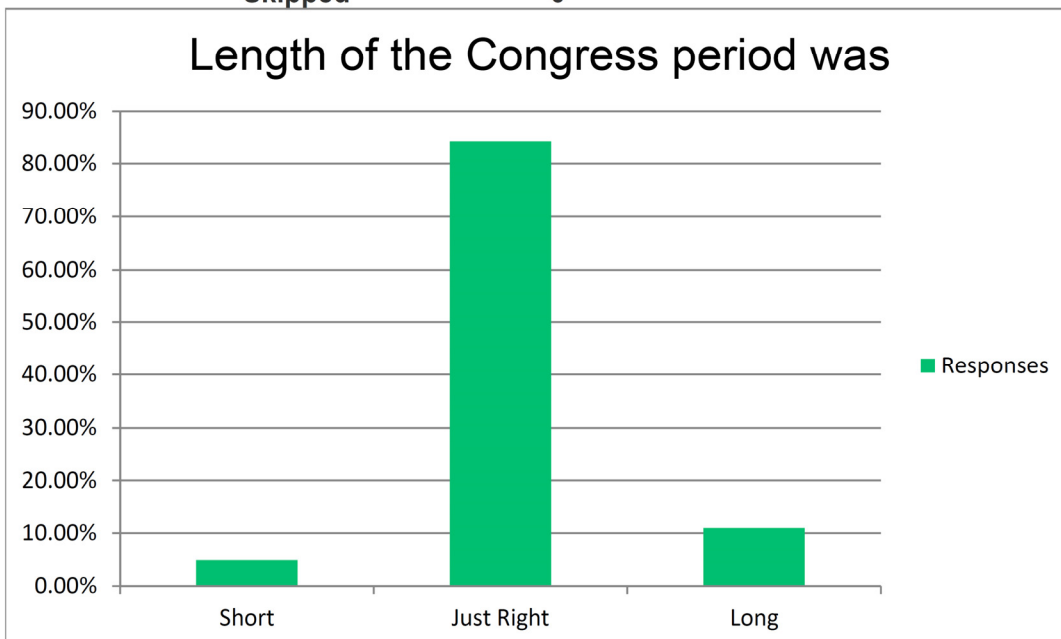


Q12

Survey for Participants Satisfaction

Length of the Congress period was

| Answer Choices | Responses | |
|-----------------|-----------|-----------|
| Short | 4.88% | 4 |
| Just Right | 84.15% | 69 |
| Long | 10.98% | 9 |
| Answered | | 82 |
| Skipped | | 0 |

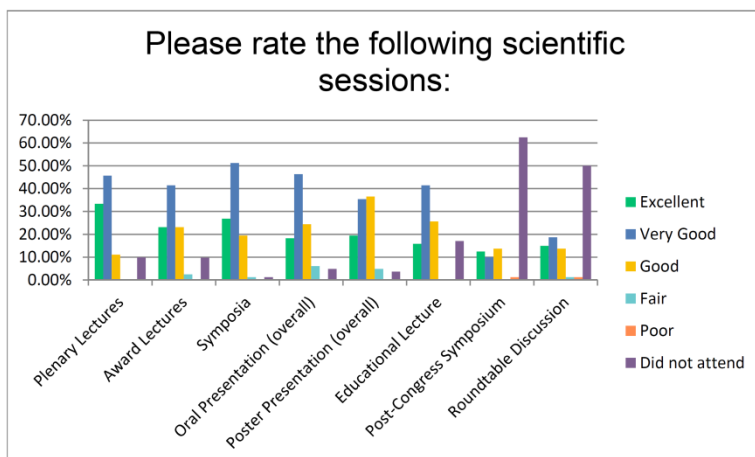


Q13

Survey for Participants Satisfaction

Please rate the following scientific sessions:

| | Excellent | Very Good | Good | Fair | Poor | Did not attend | Total |
|-------------------------------|-----------|-----------|-----------|---------|---------|-----------------|-----------|
| Plenary Lectures | 33.33% 27 | 45.68% 37 | 11.11% 9 | 0.00% 0 | 0.00% 0 | 9.88% 8 | 81 |
| Award Lectures | 23.17% 19 | 41.46% 34 | 23.17% 19 | 2.44% 2 | 0.00% 0 | 9.76% 8 | 82 |
| Symposia | 26.83% 22 | 51.22% 42 | 19.51% 16 | 1.22% 1 | 0.00% 0 | 1.22% 1 | 82 |
| Oral Presentation (overall) | 18.29% 15 | 46.34% 38 | 24.39% 20 | 6.10% 5 | 0.00% 0 | 4.88% 4 | 82 |
| Poster Presentation (overall) | 19.51% 16 | 35.37% 29 | 36.59% 30 | 4.88% 4 | 0.00% 0 | 3.66% 3 | 82 |
| Educational Lecture | 15.85% 13 | 41.46% 34 | 25.61% 21 | 0.00% 0 | 0.00% 0 | 17.07% 14 | 82 |
| Post-Congress Symposium | 12.50% 10 | 10.00% 8 | 13.75% 11 | 0.00% 0 | 1.25% 1 | 62.50% 50 | 80 |
| Roundtable Discussion | 15.00% 12 | 18.75% 15 | 13.75% 11 | 1.25% 1 | 1.25% 1 | 50.00% 40 | 80 |
| | | | | | | Answered | 82 |
| | | | | | | Skipped | 0 |



Q14

Survey for Participants Satisfaction

Please describe any scientific sessions that you think were impressive.

Answered 11
Skipped 71

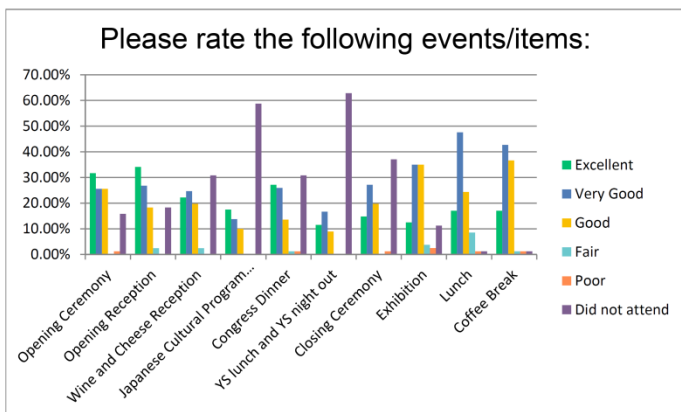
| Respondents | Responses | Categories |
|-------------|---|------------|
| 1 | oncology session was interesting | |
| 2 | TDM in Asia | |
| 3 | Symposium and Round table dicussion | |
| 4 | Generics (study presented by Pr Christians was really impressive) | |
| 5 | TDM in specific organs or tissues | |
| 6 | none | |
| 7 | Biomarkers | |
| 8 | Biomarker | |
| 9 | YS symposia | |
| 10 | S-17Assay and screening for drugs in clinical and forensic toxicology | |
| 11 | Plenary Lecture on 25th | |

Q15

Survey for Participants Satisfaction

Please rate the following events/items:

| | Excellent | Very Good | Good | Fair | Poor | Did not attend | Total |
|--|-----------|-----------|-----------|---------|---------|-----------------|-----------|
| Opening Ceremony | 31.71% 26 | 25.61% 21 | 25.61% 21 | 0.00% 0 | 1.22% 1 | 15.85% 13 | 82 |
| Opening Reception | 34.15% 28 | 26.83% 22 | 18.29% 15 | 2.44% 2 | 0.00% 0 | 18.29% 15 | 82 |
| Wine and Cheese Reception | 22.22% 18 | 24.69% 20 | 19.75% 16 | 2.47% 2 | 0.00% 0 | 30.86% 25 | 81 |
| Japanese Cultural Program (Tea Ceremony, Calligraphy, Origami) | 17.50% 14 | 13.75% 11 | 10.00% 8 | 0.00% 0 | 0.00% 0 | 58.75% 47 | 80 |
| Congress Dinner | 27.16% 22 | 25.93% 21 | 13.58% 11 | 1.23% 1 | 1.23% 1 | 30.86% 25 | 81 |
| YS lunch and YS night out | 11.54% 9 | 16.67% 13 | 8.97% 7 | 0.00% 0 | 0.00% 0 | 62.82% 49 | 78 |
| Closing Ceremony | 14.81% 12 | 27.16% 22 | 19.75% 16 | 0.00% 0 | 1.23% 1 | 37.04% 30 | 81 |
| Exhibition | 12.50% 10 | 35.00% 28 | 35.00% 28 | 3.75% 3 | 2.50% 2 | 11.25% 9 | 80 |
| Lunch | 17.07% 14 | 47.56% 39 | 24.39% 20 | 8.54% 7 | 1.22% 1 | 1.22% 1 | 82 |
| Coffee Break | 17.07% 14 | 42.68% 35 | 36.59% 30 | 1.22% 1 | 1.22% 1 | 1.22% 1 | 82 |
| | | | | | | Answered | 82 |
| | | | | | | Skipped | 0 |



Q16

Survey for Participants Satisfaction

What did you find most valuable about this Kyoto Congress? (Optional)

Answered

Skipped

| Respondents | Responses |
|-------------|--|
| 1 | Kyoto |
| 2 | Meeting with other scientists |
| 3 | Great opportunity to learn from my colleagues around the world. |
| 4 | Opportunity to interact with colleagues+++ |
| 5 | Location and organization. |
| 6 | The interaction with the stalwarts in the field, who I could take advise on how to advance professionally. They were really cordial, helping and enterprising. |
| 7 | I could know the direction of TDM on a world scale. |
| 8 | General exposure to Japanese culture, exceptional, I want to return to Japan. |
| 9 | The politness of Japanese people and their incredible readiness to help gusts was exemplary. |
| 10 | Networking |
| 11 | The city and Japan experiece was incredible |
| 12 | scientific exchange of ideas and multicultural contacts |
| 13 | morning round tables |

Q17

Survey for Participants Satisfaction

Suggestions for future topics/speakers (Optional):

Answered

Skipped

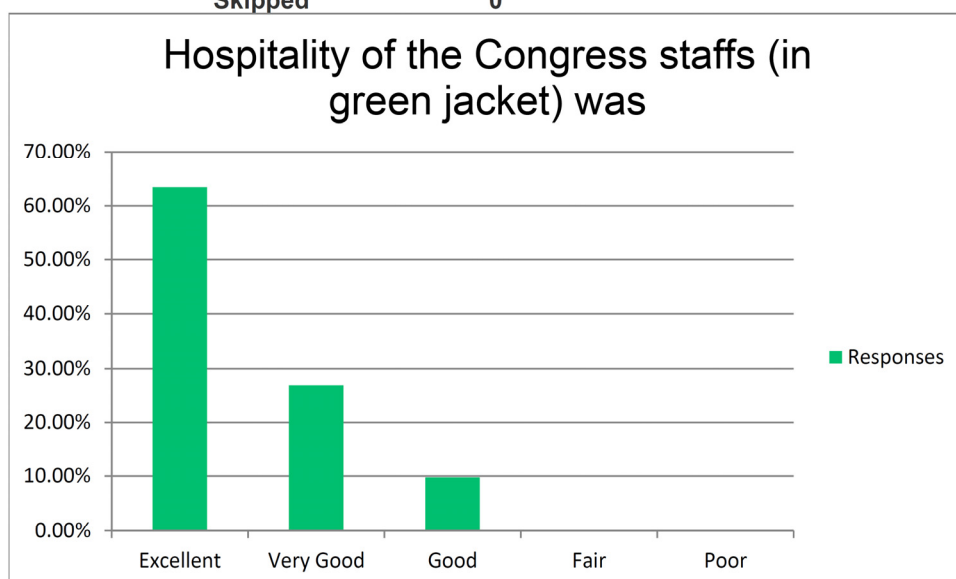
| Respondents | Responses |
|-------------|---|
| 1 | Pk modeling |
| 2 | Jason Roberts |
| 3 | We can maybe add some workshops aiming at getting new skills: modeling, dosage adjustment, drug-drug interactions, pharmacogenetics... Some very practical aspects of our job to learn things we can directly use when returning home. |
| 4 | Drug-of-abuse testing guidelines in different countries & regions, workplace drug testing, Medical Cannabis (status), glucuronides & conjugates (chemical analysis & pharmacology, review, plenary lecture), tampering of medical drugs, hair testing I am a member of the society since 2012, as a young scientist from a developing country. IATDMCT has also helped me immensely in finding my faculty host in the USA for my Fulbright Fellowship. My sincere thanks to everyone for this support. And this time, I was invited as a speaker to the IATDMCT Kyoto to talk on "Therapeutic Drug Monitoring in India". Unfortunately TDM and Clinical toxicology is still in its infancy in India. There are only a few (could be counted on finger as 7-8) centers delivering the service and conducting research. There is huge scope of expansion and need to generate ethnicity specific data. As I gather from my participation in the symposium, we may need to follow the Chinese model to make it a National Policy and a Program where the Government supports the cause, infrastructure and purpose for TDM&CT. The society could help us in initiating and propagating such movement in the country. |
| 5 | Therefore, I propose, that there must be symposium and talks on "TDM in resource constrained settings" in the coming CONGRESS at Brisbane. |
| 6 | Include real problem topics such as detection of counterfeit medicines in LMIC countries. Good speaker Sangeeta Tanna. De Montfort University. UK. |
| 7 | Do not have yearly meetings. This will lower quantity and quality of work presented as well as attendance. |
| 8 | Special population pharmacology: Paediatric and geriatric clinical pharmacology aspects. Companion diagnostics |
| 9 | Personalized oncology Liquid profiling Future applications of LC-MS/MS for TDM and Tox |
| 10 | - more topics on clinical value of toxicology and TDM approaches |
| 11 | Hope WW |

Q18

Survey for Participants Satisfaction

Hospitality of the Congress staffs (in green jacket) was

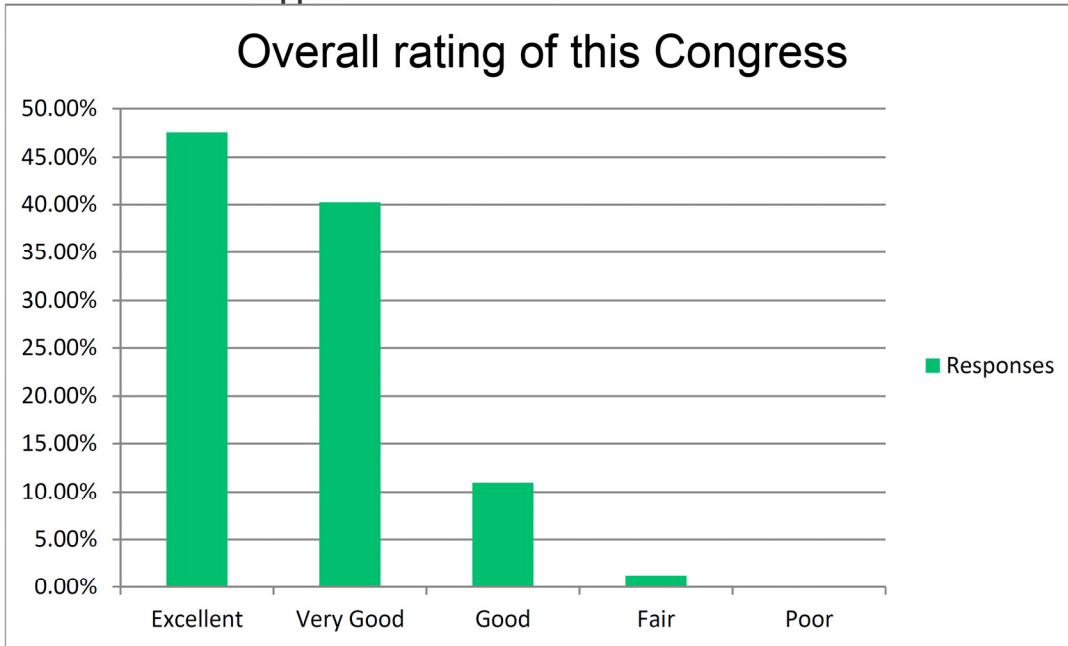
| Answer Choices | Responses | |
|----------------|-----------------|-----------|
| Excellent | 63.41% | 52 |
| Very Good | 26.83% | 22 |
| Good | 9.76% | 8 |
| Fair | 0.00% | 0 |
| Poor | 0.00% | 0 |
| | Answered | 82 |
| | Skipped | 0 |



Q19

Survey for Participants Satisfaction
Overall rating of this Congress

| Answer Choices | Responses | |
|-----------------|-----------|-----------|
| Excellent | 47.56% | 39 |
| Very Good | 40.24% | 33 |
| Good | 10.98% | 9 |
| Fair | 1.22% | 1 |
| Poor | 0.00% | 0 |
| Answered | | 82 |
| Skipped | | 0 |

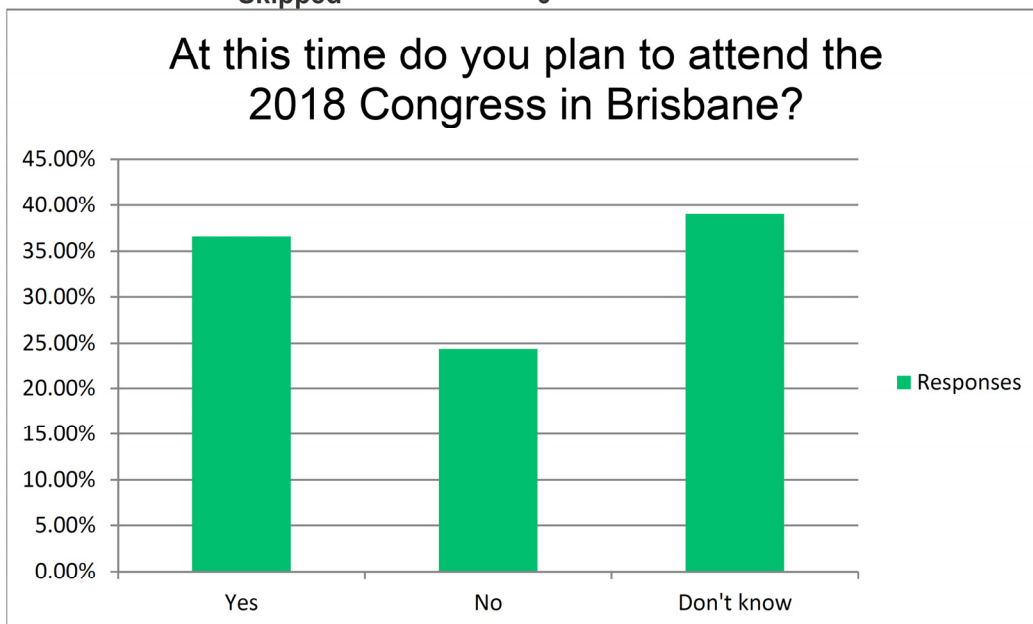


Q20

Survey for Participants Satisfaction

At this time do you plan to attend the 2018 Congress in Brisbane?

| Answer Choices | Responses | |
|-----------------|-----------|-----------|
| Yes | 36.59% | 30 |
| No | 24.39% | 20 |
| Don't know | 39.02% | 32 |
| Answered | | 82 |
| Skipped | | 0 |



Q21

**Survey for Participants Satisfaction
Other comments/suggestions (Optional)**

Answered

Skipped

| Respondents | Responses |
|-------------|--|
| 1 | Brsibane is to far for me but I would try to be present as possible for the next congress |
| 2 | More time for posters to be present at the conference. There was really no reason for taking them down so soon. This applies to other conferences that I have attended - the time for presentation is to short. All posters could be mounted at the beginning at the conference. People spend a lot of time preparing these posters. |
| 3 | The frequency of Congress every year is high. Every two years is appropriate. |
| 4 | Very poor attention to dietary needs given the global nature of meetings now. Need to label food visibly. This is a widespread problem. Don't assume everybody drinks alcohol they don't. Overall my experiences made me want to visit Japan again despite the difficulties with a strict vegetarian diet. |
| 5 | The IATDMCT may find some ways to make the fee acceptable for low income participants for example cooperating with some airlines. |
| 6 | It os impossible to pay ir get financiation for assisting to a Congress like this every year |
| 7 | Thank you for excellent conference |

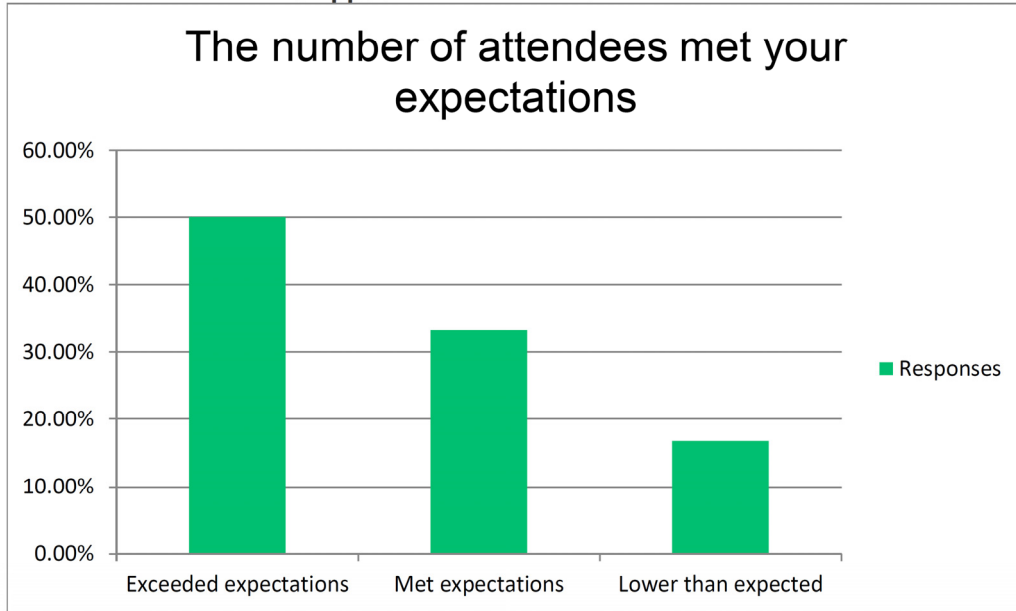
Summary survey sponsors satisfaction

Q1

Survey for Sponsors Satisfaction

The number of attendees met your expectations

| Answer Choices | Responses | |
|-----------------------|-----------|----------|
| Exceeded expectations | 50.00% | 3 |
| Met expectations | 33.33% | 2 |
| Lower than expected | 16.67% | 1 |
| Answered | | 6 |
| Skipped | | 0 |

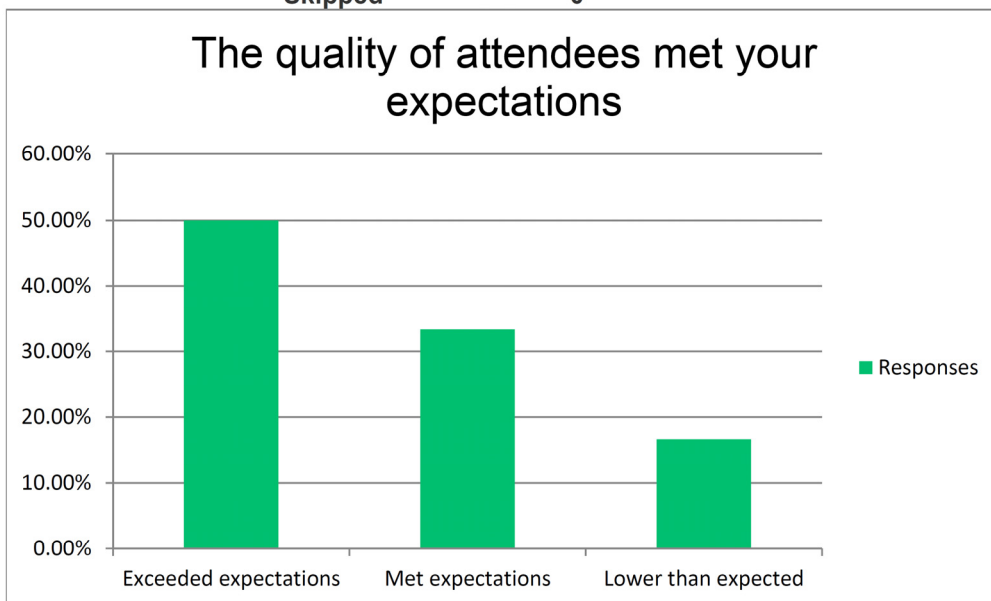


Q2

Survey for Sponsors Satisfaction

The quality of attendees met your expectations

| Answer Choices | Responses | |
|-----------------------|-----------|----------|
| Exceeded expectations | 50.00% | 3 |
| Met expectations | 33.33% | 2 |
| Lower than expected | 16.67% | 1 |
| Answered | | 6 |
| Skipped | | 0 |

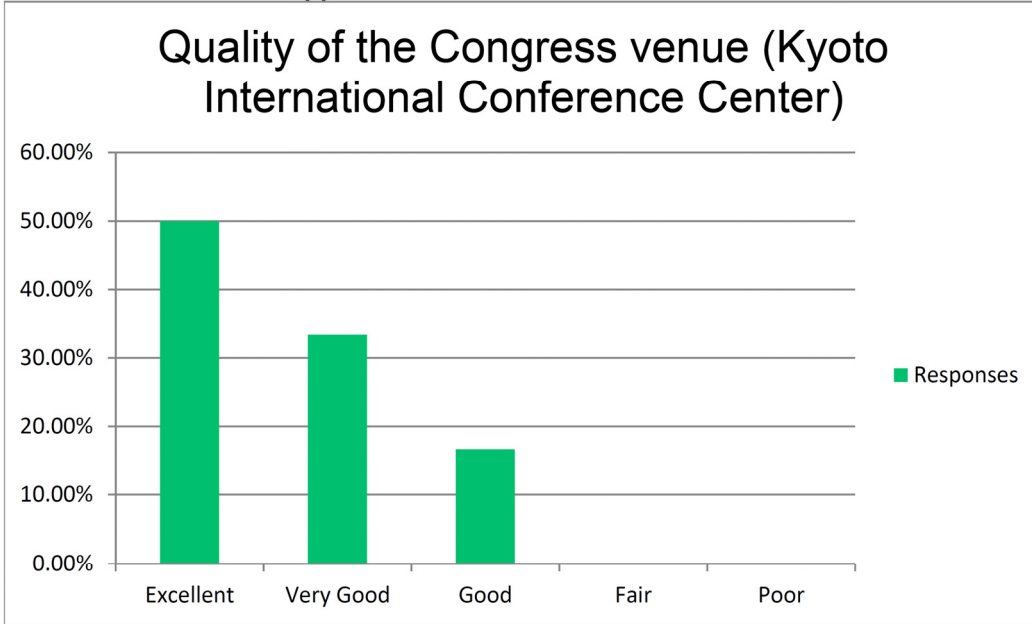


Q3

Survey for Sponsors Satisfaction

Quality of the Congress venue (Kyoto International Conference Center)

| Answer Choices | Responses | |
|-----------------|-----------|----------|
| Excellent | 50.00% | 3 |
| Very Good | 33.33% | 2 |
| Good | 16.67% | 1 |
| Fair | 0.00% | 0 |
| Poor | 0.00% | 0 |
| Answered | | 6 |
| Skipped | | 0 |

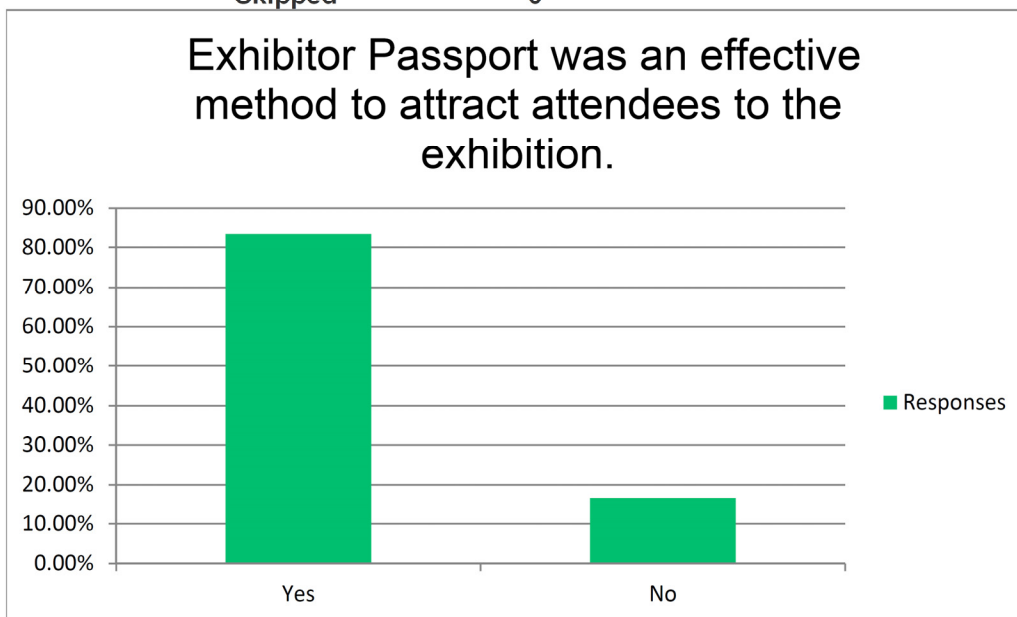


Q4

Survey for Sponsors Satisfaction

Exhibitor Passport was an effective method to attract attendees to the exhibition.

| Answer Choices | Responses | |
|-----------------|-----------|----------|
| Yes | 83.33% | 5 |
| No | 16.67% | 1 |
| Answered | | 6 |
| Skipped | | 0 |

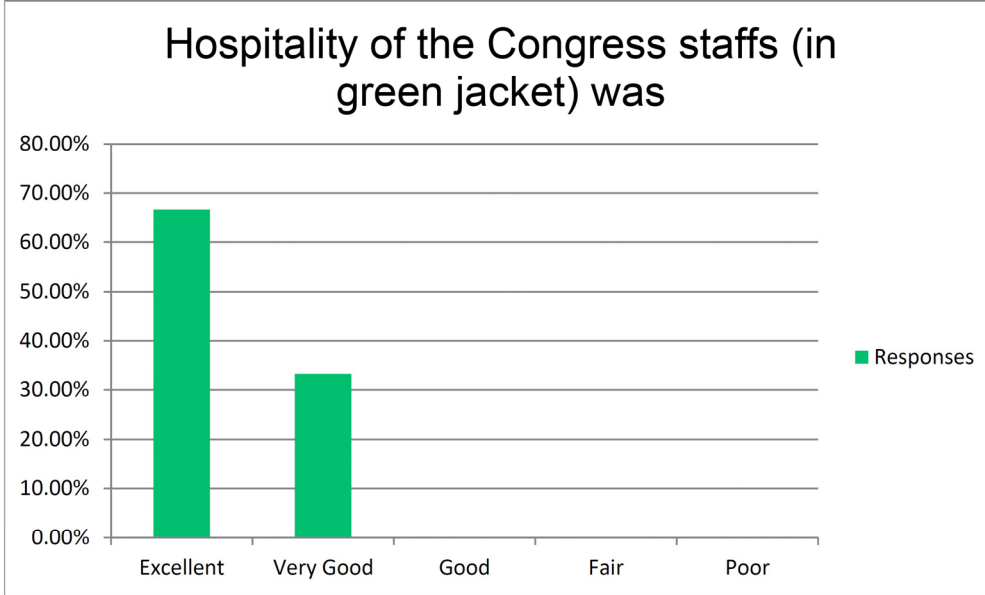


Q5

Survey for Sponsors Satisfaction

Hospitality of the Congress staffs (in green jacket) was

| Answer Choices | Responses | |
|-----------------|-----------|----------|
| Excellent | 66.67% | 4 |
| Very Good | 33.33% | 2 |
| Good | 0.00% | 0 |
| Fair | 0.00% | 0 |
| Poor | 0.00% | 0 |
| Answered | | 6 |
| Skipped | | 0 |

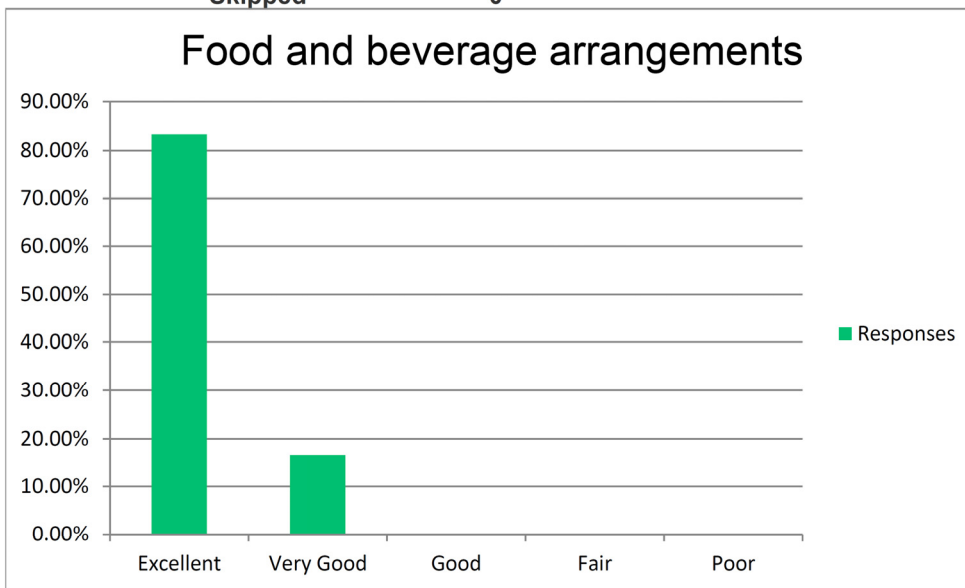


Q6

Survey for Sponsors Satisfaction

Food and beverage arrangements

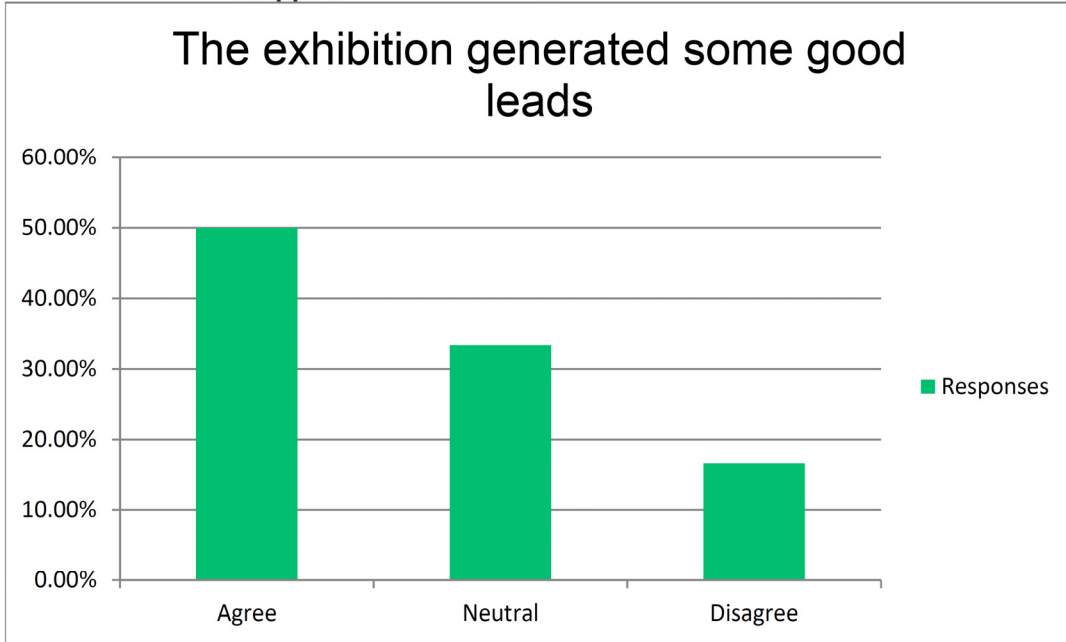
| Answer Choices | Responses | |
|-----------------|-----------|----------|
| Excellent | 83.33% | 5 |
| Very Good | 16.67% | 1 |
| Good | 0.00% | 0 |
| Fair | 0.00% | 0 |
| Poor | 0.00% | 0 |
| Answered | | 6 |
| Skipped | | 0 |



Q7

Survey for Sponsors Satisfaction
The exhibition generated some good leads

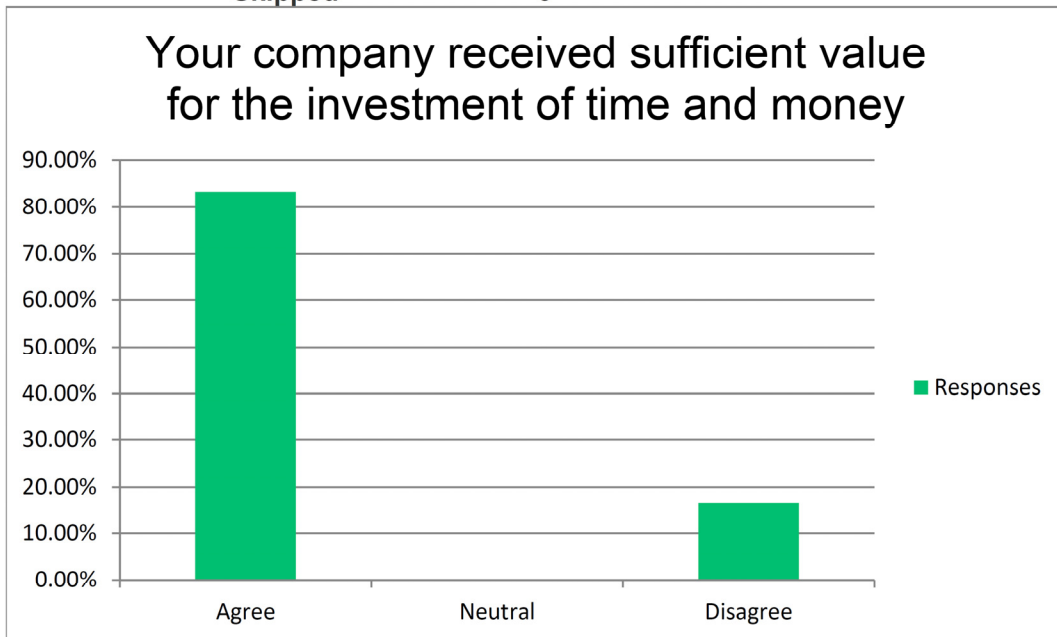
| Answer Choices | Responses | |
|-----------------|-----------|----------|
| Agree | 50.00% | 3 |
| Neutral | 33.33% | 2 |
| Disagree | 16.67% | 1 |
| Answered | | 6 |
| Skipped | | 0 |



Q8

Survey for Sponsors Satisfaction
Your company received sufficient value for the investment of time and money

| Answer Choices | Responses | |
|-----------------|-----------|----------|
| Agree | 83.33% | 5 |
| Neutral | 0.00% | 0 |
| Disagree | 16.67% | 1 |
| Answered | | 6 |
| Skipped | | 0 |

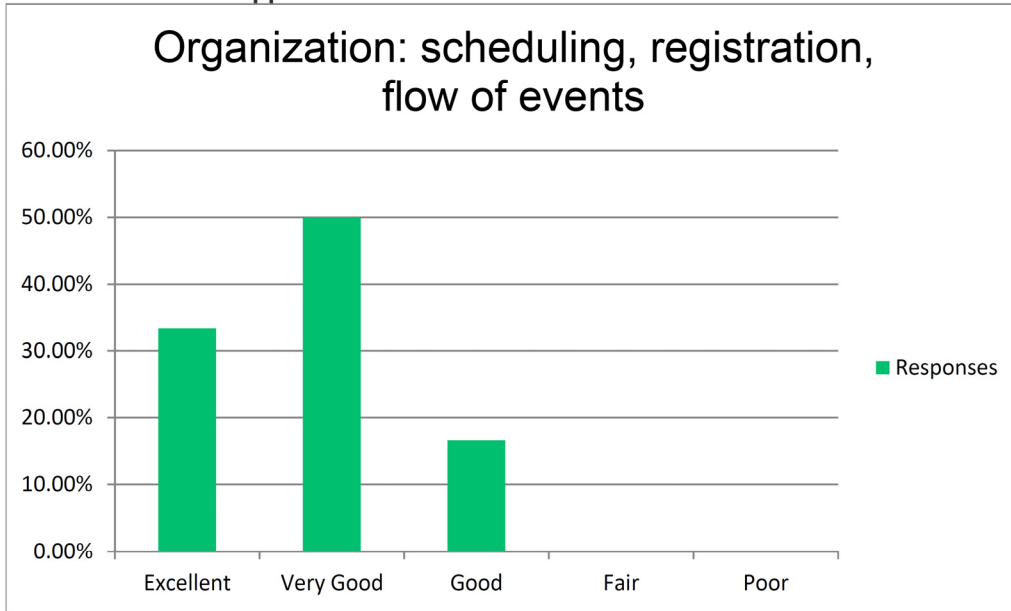


Q9

Survey for Sponsors Satisfaction

Organization: scheduling, registration, flow of events

| Answer Choices | Responses | |
|-----------------|-----------|----------|
| Excellent | 33.33% | 2 |
| Very Good | 50.00% | 3 |
| Good | 16.67% | 1 |
| Fair | 0.00% | 0 |
| Poor | 0.00% | 0 |
| Answered | | 6 |
| Skipped | | 0 |

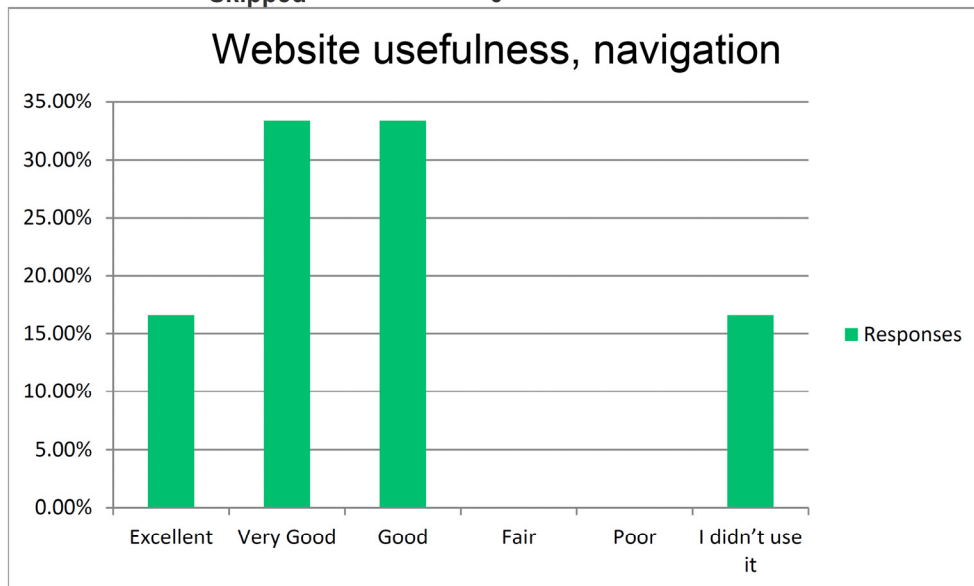


Q10

Survey for Sponsors Satisfaction

Website usefulness, navigation

| Answer Choices | Responses | |
|-----------------|-----------|----------|
| Excellent | 16.67% | 1 |
| Very Good | 33.33% | 2 |
| Good | 33.33% | 2 |
| Fair | 0.00% | 0 |
| Poor | 0.00% | 0 |
| I didn't use it | 16.67% | 1 |
| Answered | | 6 |
| Skipped | | 0 |

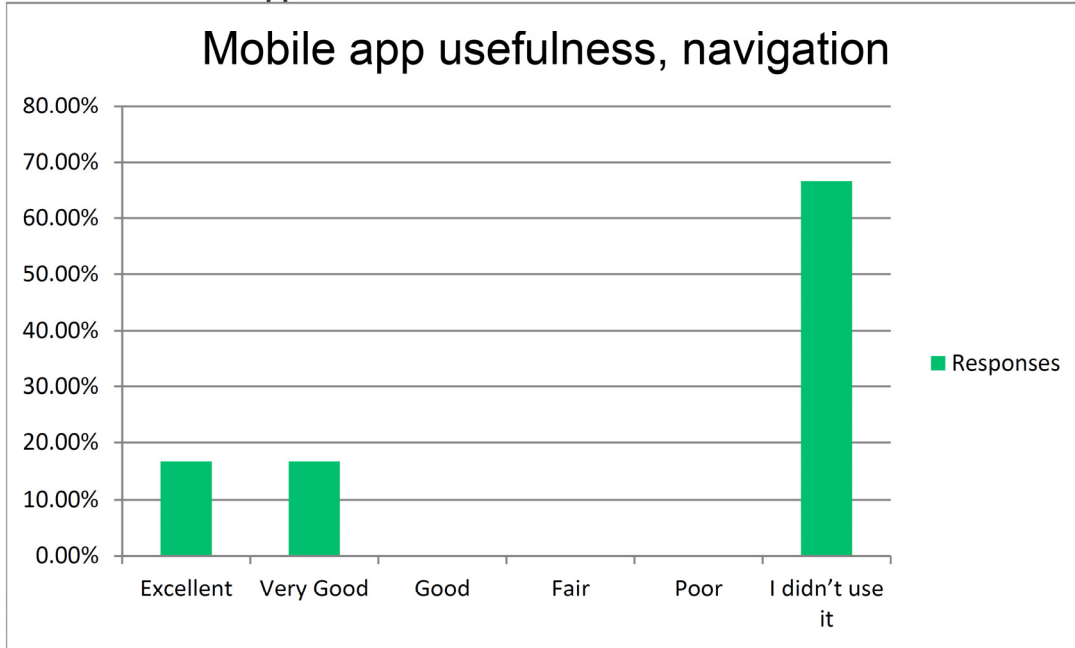


Q11

Survey for Sponsors Satisfaction

Mobile app usefulness, navigation

| Answer Choices | Responses | |
|-----------------|-----------|----------|
| Excellent | 16.67% | 1 |
| Very Good | 16.67% | 1 |
| Good | 0.00% | 0 |
| Fair | 0.00% | 0 |
| Poor | 0.00% | 0 |
| I didn't use it | 66.67% | 4 |
| Answered | | 6 |
| Skipped | | 0 |



Q12

Survey for Sponsors Satisfaction

Exhibiting time each day was

| Answer Choices | Responses | |
|-----------------|-----------|----------|
| Short | 0.00% | 0 |
| Just Right | 100.00% | 6 |
| Long | 0.00% | 0 |
| Answered | | 6 |
| Skipped | | 0 |

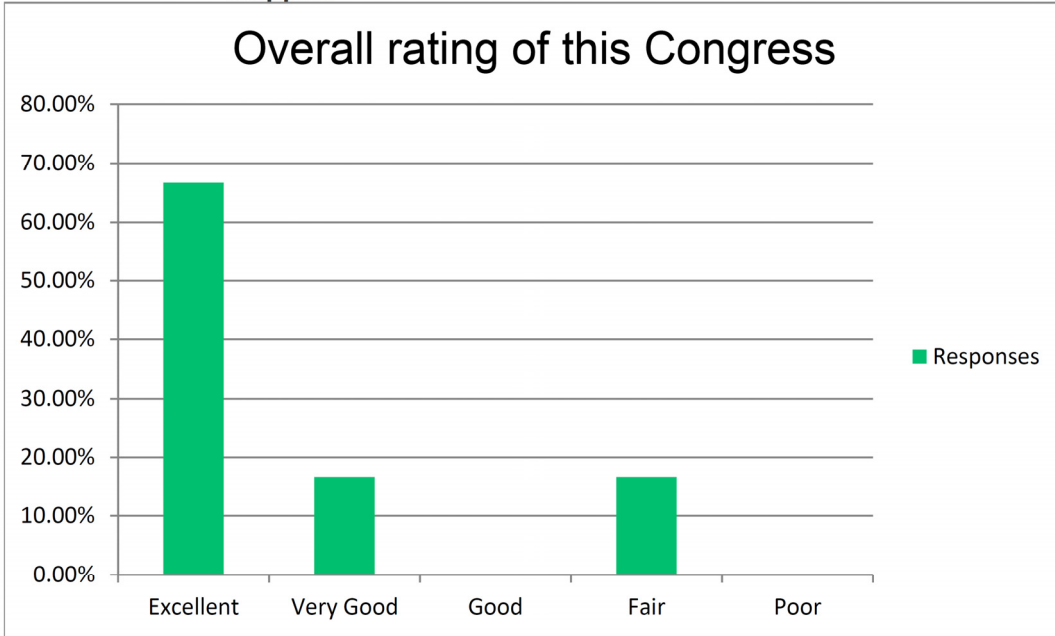


Q13

Survey for Sponsors Satisfaction

Overall rating of this Congress

| Answer Choices | Responses | |
|-----------------|-----------|----------|
| Excellent | 66.67% | 4 |
| Very Good | 16.67% | 1 |
| Good | 0.00% | 0 |
| Fair | 16.67% | 1 |
| Poor | 0.00% | 0 |
| Answered | | 6 |
| Skipped | | 0 |

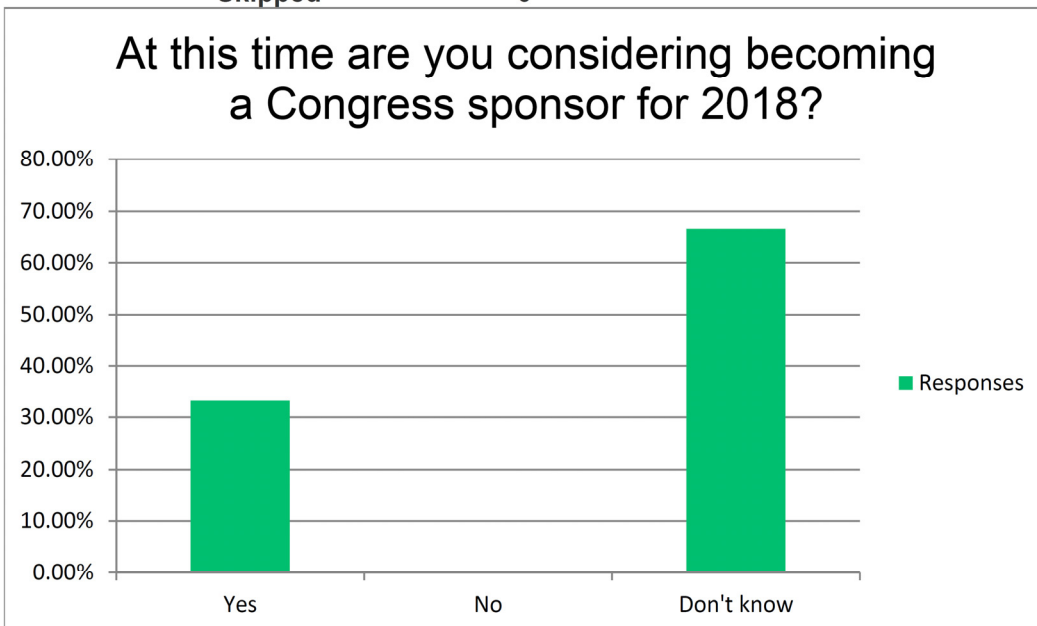


Q14

Survey for Sponsors Satisfaction

At this time are you considering becoming a Congress sponsor for 2018?

| Answer Choices | Responses | |
|-----------------|-----------|----------|
| Yes | 33.33% | 2 |
| No | 0.00% | 0 |
| Don't know | 66.67% | 4 |
| Answered | | 6 |
| Skipped | | 0 |



Q15

Survey for Sponsors Satisfaction
Other comments/suggestions (Optional)
Answered
Skipped

| Respondents | Responses |
|-------------|---|
| 1 | Although the passport program was helpful, many stopped by the booth only for the stamp and did not stay to visit and most came through very early so they could receive the bus passes, making the last day very slow. |
| 2 | Exhibitor passport only worked on the first day. On 2nd day and 3rd day, most of attendees gone out for sightseeing. |

Sponsors

DIAMOND SPONSORS



Excellence in Science



PLATINUM SPONSORS



GOLD SPONSORS



SILVER SPONSORS



BRONZE SPONSORS



Total number of Sponsors: 32

EXHIBITORS (in alphabetical order):

- ARK Diagnostics, Inc.
- AstraZeneca K.K.
- Biotage Japan, Ltd.
- Bruker Daltonics K.K.
- Chugai Pharmaceutical Co., Ltd. (Drink Service)
- Demeter Instruments Co.,Ltd.
- Eli Lilly Japan K.K.
- Medeware a.s.
- Meiji Seika Pharma Co., Ltd.
- ONO PHARMACEUTICAL CO., LTD.
- Roche Diagnostics International Ltd
- Shimadzu Corporation
- Siemens Healthcare GmbH
- Thermo Fisher Scientific
- TOWA PHARMACEUTICAL CO., LTD
- Waters Corporation

Local Organizing Committee

Chair:

Yusuke Tanigawara (Keio University School of Medicine, Tokyo)

Secretary:

Satohiro Masuda (Kyushu University Hospital, Fukuoka)

Members:

Toshiyuki Sakaeda (JSTDM President, Kyoto Pharmaceutical University, Kyoto)

Masahiro Okuda (Mie University Hospital, Mie)

Tomohiro Terada (Shiga University of Medical Science Hospital, Shiga)

Ikuko Yano (Kobe University Hospital, Kobe)

Chiyo Imamura (Keio University School of Medicine, Tokyo)

Ryuji Kato (Osaka University of Pharmaceutical Sciences, Osaka)

Congress Secretariat:

JTB Communication Design, Inc.

Meeting & Convention Dept.

Email: iatdmct2017@jtbcom.co.jp

